

ACM

Social Story: Visiting the Asian Civilisations Museum





I'll be visiting the Asian Civilisations Museum (ACM).



A museum is a special place where many artworks are on display. At ACM, I'll be able to see beautiful objects from all across Asia and learn the stories behind them.



I can travel to the museum by car, bus, or train. I'll know that I've arrived when I see this building.



I can enter the museum from the front using the stairs, or from the side using the ramp.



At the museum lobby, I'll wait with an adult to get admission tickets from the Visitor Services Counter. If other people are waiting, I'll wait patiently for our turn.



The Visitor Services Counter may give me an admission sticker to enter the galleries. I'll stick it on my shirt and keep it there until I leave the museum.



The image contains eight circular icons arranged in two rows of four. Each icon is accompanied by a text label describing a museum rule. The icons are: 1. An ice cream cone. 2. A camera with a red 'X' over the flash. 3. A foot stepping on a shoe. 4. Two people talking. 5. A pencil. 6. A hand with a red 'X' over it. 7. A group of people. 8. A smiley face.

Eating and drinking only outside the museum

Taking photographs without using flash

Walking at all times

Using your indoor voice

Using only pencils when writing in the activity booklet

Keeping your hands to yourself

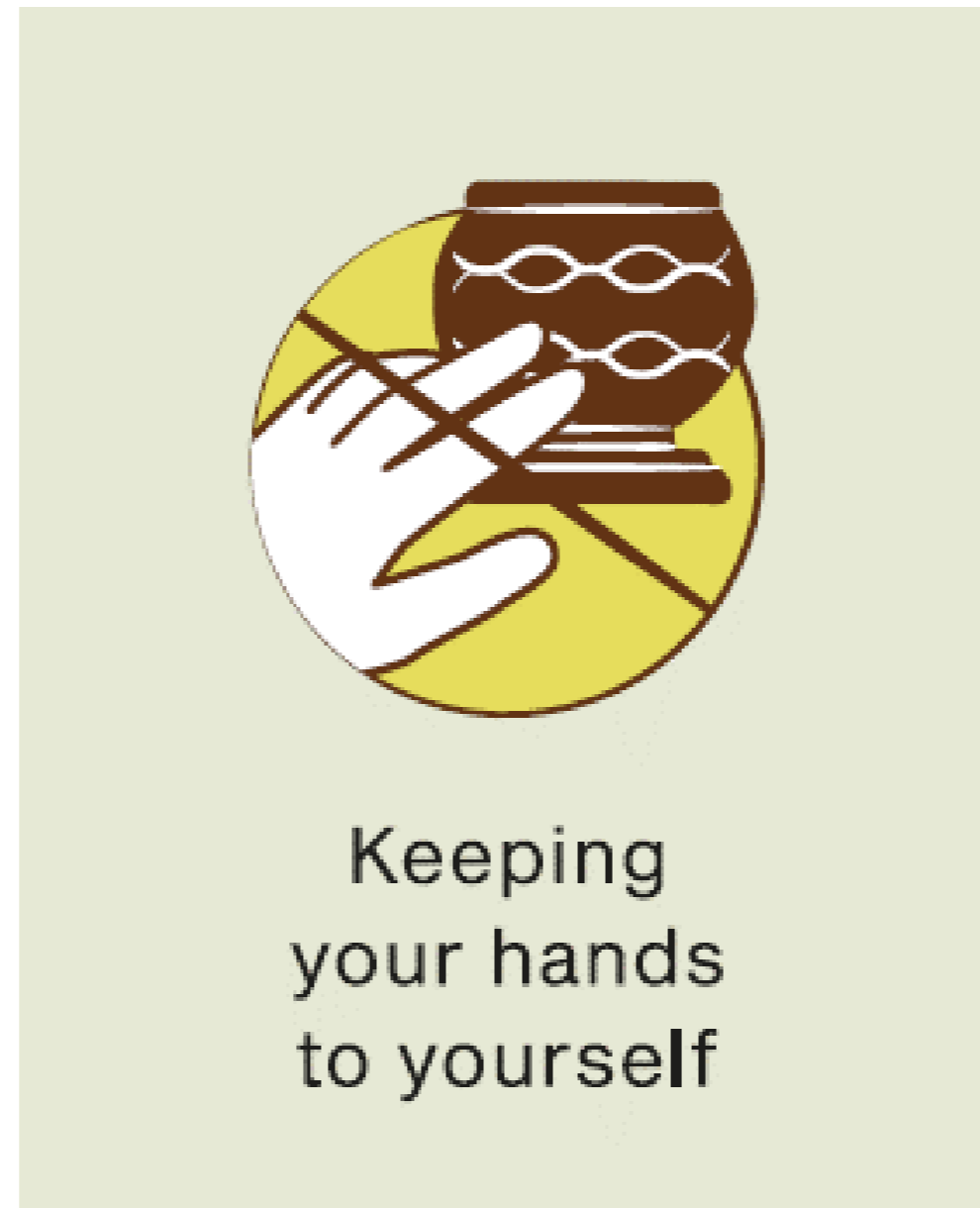
Staying with your group at all times

Being courteous when interacting with people

I'll follow museum rules when I enter the galleries. These rules are important as they keep me and the objects on display safe.




I'll use my quiet voice while in the museum.



Some things I can touch. Some things I cannot. If I'm not sure, I'll ask the adults first.



If I want to eat or drink, I'll do it outside the museum. We cannot eat or drink inside to keep the artworks safe.



If I need to use the washroom, I'll tell the adult with me. They'll take me to the nearest one in the museum. If others are using it, I'll wait patiently for my turn.



The museum can get crowded with visitors, so I must follow the adult with me at all times. I'll walk quietly because other visitors are enjoying the museum too.



I may meet people who work in the museum. They'll help me and tell me what to do so I can enjoy my visit.




I may meet security guards. They keep us safe and protect the objects on display.



I may see groups on guided tours. These tours are led by docents. Docents are volunteers who love to share stories about the museum.



The museum has many different rooms called galleries. I might not visit them all in one trip, but I can come back another time.



The museum has galleries on three floors. I can use the stairs or the lift to visit different galleries.




Some galleries are big and open. If I feel nervous, I can take deep breaths to calm down.



Some galleries might be a little dark. This helps protect delicate objects from light damage. If I feel scared, I can tell the adult with me and hold their hand.



I may visit the ACM & Me children's space when I'm at the museum. It is located on Level 1.



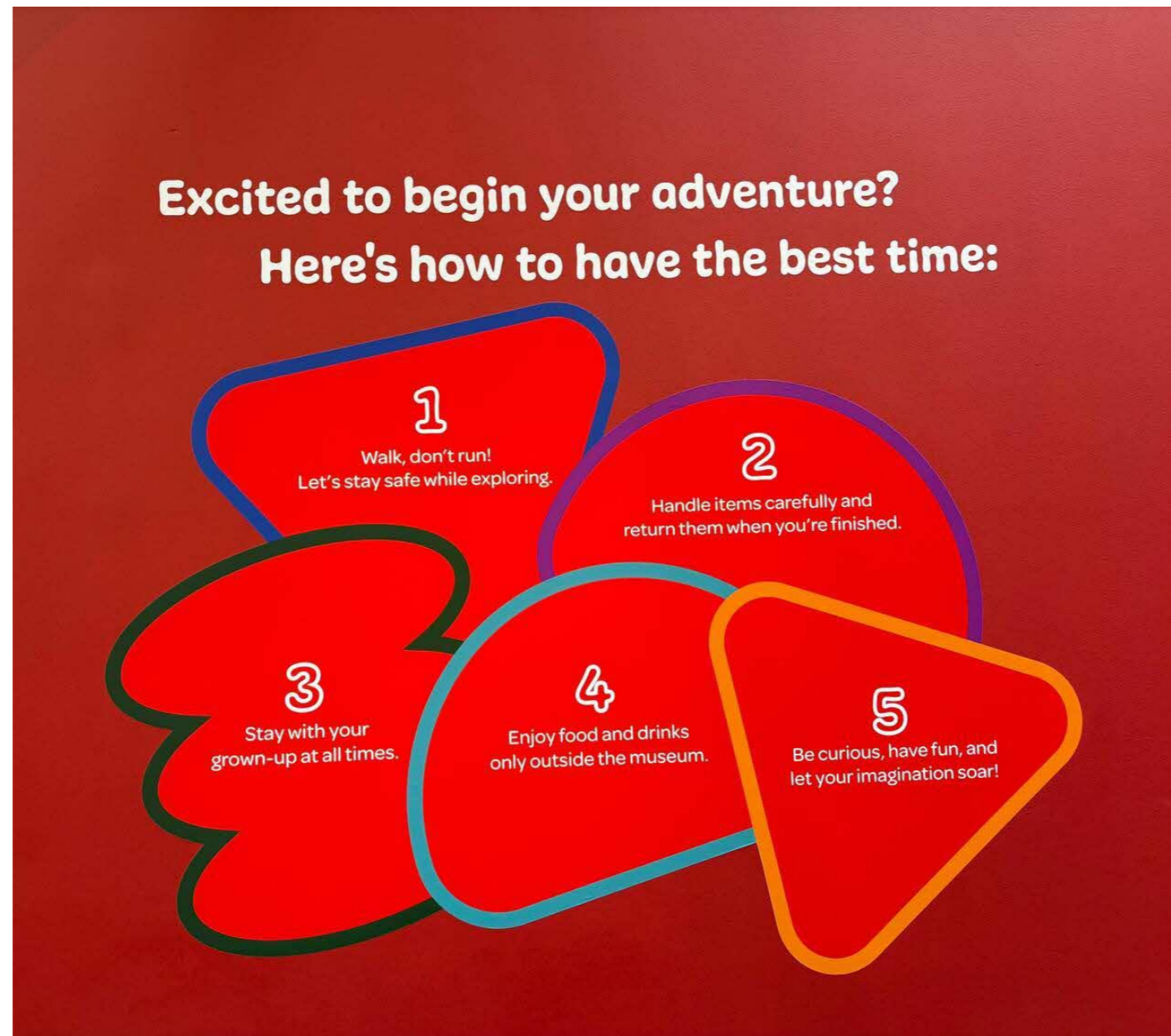
Fun stickers on the floor will lead me to the ACM & Me, so I won't get lost.



When I enter the space, I'll take off my shoes and put them on the shoe rack. I'll keep my socks on to stay safe and to keep the carpet clean.



If I bring my bag and water bottle to the museum, I can store them in a cubby hole at the space before entering the play zones.




I must remember to follow the rules. These rules help keep everyone safe.



There are three zones in ACM & Me. The first zone is called “Who Am I?” In this zone, I can use stamps and colour pencils to create a portrait of myself. When I'm done, I can take it home or display it on the wall with magnets.



The second zone is called “What Is My Story?” I can create fantastic creatures and display them using the overhead projector. If many people are using it, I'll share and take turns so everyone can play.



In this zone, I can also decorate and colour pictures on colouring mats. When I'm done, I can place them on the spinning wheel to see them move in a fun animation.



After I'm done with the activity, I can use the wet wipes on the table to clean the colouring mats and keep the space neat for others.



The third zone is called “What Can I Create?” I can stack and build with foam blocks in the Playground Time area, or dance to music and lights in the Party Time room. I should not throw the foam blocks because it can hurt others.



When I exit the three play zones, I may visit the “Tapestry of Feelings” wall. I can choose cloth strips in colours that show how I feel and weave them onto the strings.



There is also a Calm Corner in ACM & Me. If I need to take a break, I can come here to rest, relax, and read. I'll remember to put the books back on the rack when I'm done.



Before I leave the space, I'll put on my shoes and collect all my belongings. My adult and I will leave the museum through the lobby.



Going to the museum will be fun! We hope to see you again. You're always welcome here.

Thank you for visiting!

If you need assistance before your visit, please contact us at

nhb_acm_vs@nhb.gov.sg



ACM Education Team, 2025